

조이매스 창의력 수학교실
클래식과정

Joymath Classic



Level B - 1호

JOY
MATH
CLASSIC

본 교재를 불법으로 복사하여 사용할 경우, 저작권법 제11장 제136조 제1항에 의거 5년 이하의 징역 또는 5,000만원 이하의 벌금에 처하거나 이를 병과할 수 있습니다. 교재의 불법 복사본 사용에 대하여 제보를 받고 있으며, 제보자에게는 등급에 따라 보상을 지급합니다.


(제보 전화 1599-7209, 031-477-0161 / www.joymath.net)

© joymath

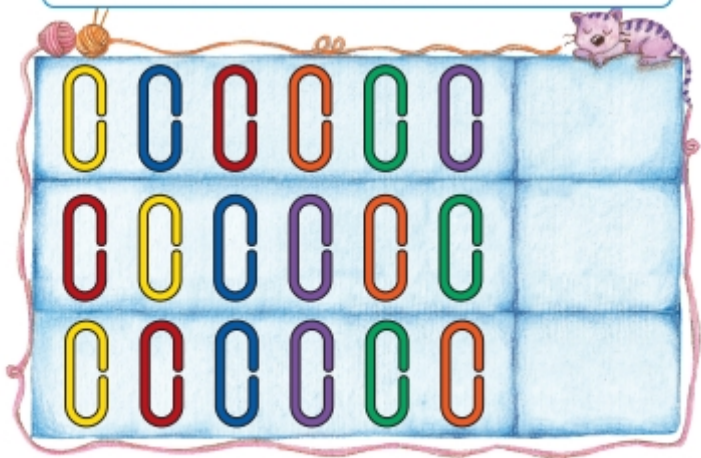




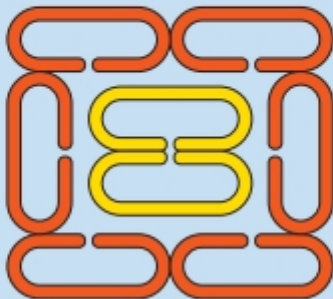
5. 고리 꺼내기




위에서 고리를 꺼낼 때 순서가 맞지 않는 그림은 무엇일까요?



4. 규칙 찾기 3



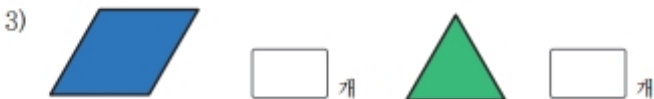

고리가 놓인 규칙에 따라 뾰족을 찾아보세요.


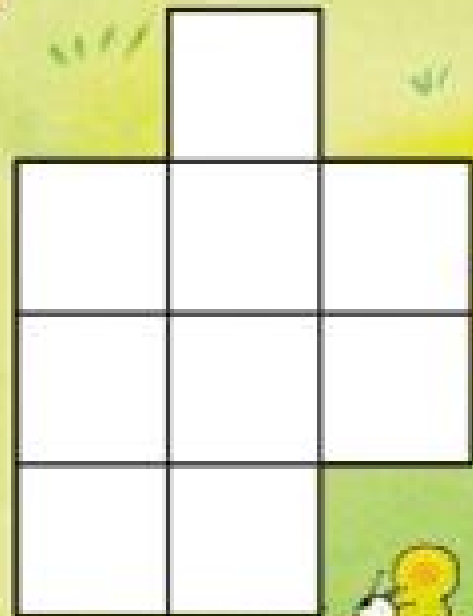
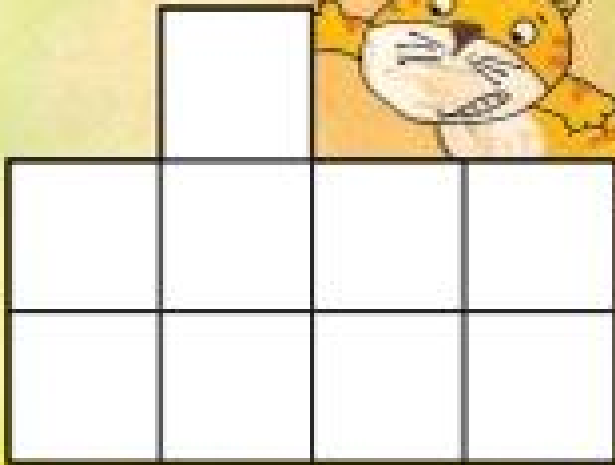
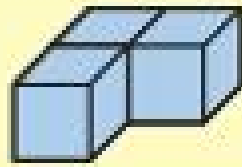
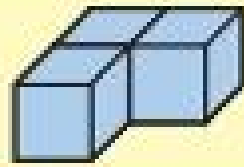
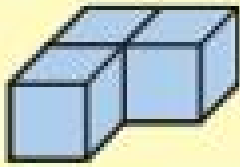



4. 모양 맞추고 맞춘 조각의 개수 세기 2



조아맘



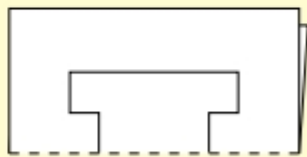
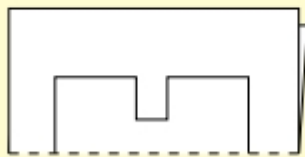
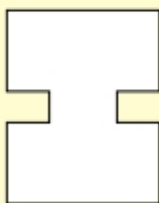
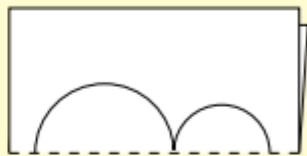
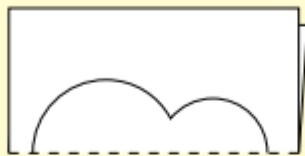

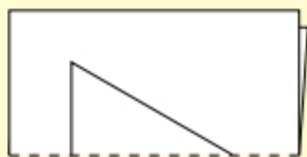
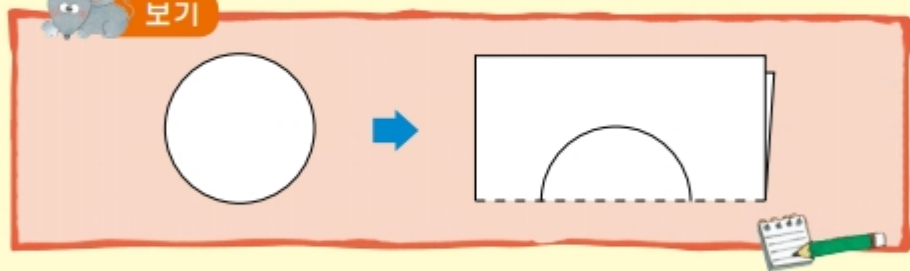




5. 종이 오리기



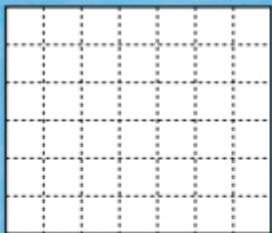
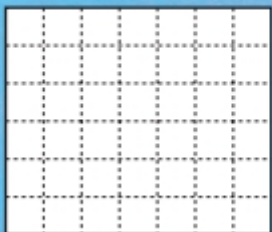

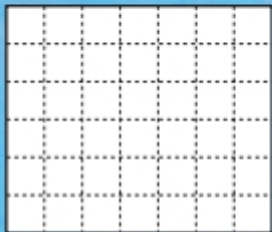

보기





조아라

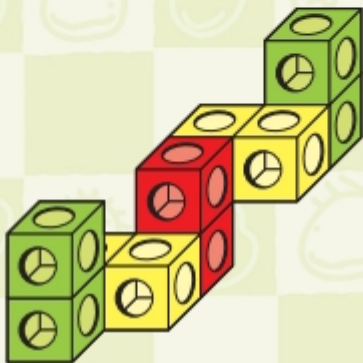
5. 크기가 10인 모양 만들기



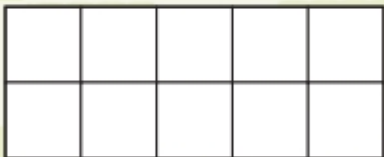


4. 모양 만들고 돌리기 1

1) 모양 만들기

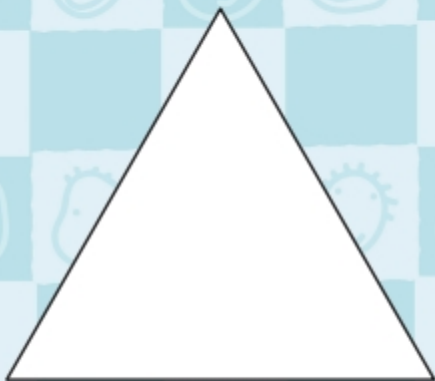


2) 위의 모양을 돌려서 바닥면과 평평해지도록 만들고 아래에 그려보세요.





3. 변신합체도형3





5. 반으로 접어서 자르기 2

①



②



③



④

